

Product datasheet

Specifications



Circuit breaker, ComPacT
NS1250H, 70kA at 415VAC, 4P,
fixed, manually operated,
MicroLogic 2.0A control unit, 1250A

C125H42AFM

Main

Range	ComPacT
product name	ComPacT NS new generation
Range of product	ComPacT NS630b...1600 new generation
Product or component type	Circuit breaker
Device application	Distribution
Number of poles	4P
Protected poles description	4D
Neutral position	Left
(In) rated current up to 65 °C	1250 A at 50 °C
[Ue] rated operational voltage	690 V AC 50/60 Hz
Network type	AC
Network frequency	50/60 Hz
Suitability for isolation	Yes conforming to EN/IEC 60947-2
Utilisation category	Category B
[Icu] rated ultimate short-circuit breaking capacity	85 kA Icu at 220/240 V AC 50/60 Hz conforming to IEC 60947-2 70 kA Icu at 380/415 V AC 50/60 Hz conforming to IEC 60947-2 65 kA Icu at 440 V AC 50/60 Hz conforming to IEC 60947-2 50 kA Icu at 500/525 V AC 50/60 Hz conforming to IEC 60947-2 42 kA Icu at 660/690 V AC 50/60 Hz conforming to IEC 60947-2
Performance level	H 70 kA 415 V AC
Trip unit name	MicroLogic 2.0 A
Trip unit technology	Electronic
Trip unit protection functions	LI
control type	Manually operated
Mounting mode	Fixed

Complementary

[Ui] rated insulation voltage	800 V AC 50/60 Hz conforming to IEC 60947-2
[Uimp] rated impulse withstand voltage	8 kV conforming to IEC 60947-2
[Ics] rated service short-circuit breaking capacity	52 kA at 220/240 V AC 50/60 Hz conforming to IEC 60947-2 52 kA at 380/415 V AC 50/60 Hz conforming to IEC 60947-2 48 kA at 440 V AC 50/60 Hz conforming to IEC 60947-2 37 kA at 500/525 V AC 50/60 Hz conforming to IEC 60947-2 31 kA at 660/690 V AC 50/60 Hz conforming to IEC 60947-2
[Icw] rated short-time withstand current	19.2 kA 1 s conforming to IEC 60947-2

Disclaimer: This documentation is not intended as a substitute for and is not to be used for determining suitability or reliability of these products for specific user applications

Mechanical durability	10000 cycles
Electrical durability	2000 cycles at 690 V In 3000 cycles at 690 V In/2 4000 cycles at 440 V In 5000 cycles at 440 V In/2
Power losses	44 W
Mounting support	Backplate
Upside connection	Front
Downside connection	Front
Connection pitch	70 mm
Protection type	L : for overload protection (long time) I : for instantaneous short-circuit protection
Trip unit rating	1250 A at 50 °C
Long-time pick-up adjustment type Ir (thermal protection)	Adjustable 9 settings
[Ir] long-time protection pick-up adjustment range	0.4...1 x In
Long-time protection delay adjustment type tr	Adjustable 9 settings
[tr] long-time protection delay adjustment range	12.5...600 s at 1.5 x Ir 0.5...24 s at 6 x Ir 0.7...16.6 s at 7.2 x Ir
Thermal memory	20 mn
Instantaneous protection pick-up adjustment type Ii	Adjustable
[Ii] instantaneous protection pick-up adjustment range	1.5...10 x Ir
Earth-leakage protection	Without
Neutral protection settings	No protection (3D) 0.5 x Ir (3D + N/2) 1 x Ir (4D)
Zone selective interlocking ZSI	Without
Auxiliary contact composition	1 NO/NC
Local signalling	4 LEDs (red) for fault indication 1 LED (yellow) for overload
Display type	LCD display
Type of measurement	Ammeter
Width (W)	280 mm
Height (H)	327 mm
Depth (D)	147 mm
Net weight	18 kg

Environment

Standards	EN/IEC 60947-2
Product certifications	IECEE CB Scheme
Pollution degree	3 conforming to IEC 60947
IP degree of protection	IP40 conforming to IEC 60529
IK degree of protection	IK07 conforming to EN 50102
Ambient air temperature for operation	-25...70 °C

Ambient air temperature for storage	-40...85 °C
Relative humidity	0...95 %
Operating altitude	0...2000 m without derating 2000 m...5000 m with derating


Packing Units

Unit Type of Package 1	PCE
Number of Units in Package 1	1
Package 1 Height	37.0 cm
Package 1 Width	38.0 cm
Package 1 Length	30.0 cm
Package 1 Weight	16.44 kg


Schneider Electric aims to achieve Net Zero status by 2050 through supply chain partnerships, lower impact materials, and circularity via our ongoing “Use Better, Use Longer, Use Again” campaign to extend product lifetimes and recyclability.

[Environmental Data explained >](#)



[How we assess product sustainability >](#)

<div>Environmental footprint</div>	
Carbon footprint (kg.eq.CO2 per CR, Total Life cycle)	1122
Environmental Disclosure	Product Environmental Profile

Use Better

<div>Materials and Substances</div>	
Recycled metal content at CR level	0
Packaging made with recycled cardboard	No
Packaging without single use plastic	No
EU RoHS Directive	Compliant with Exemptions
SCIP Number	76c2e213-3b51-4d8b-afdf-632ded42d731
REACH Regulation	REACH Declaration
Halogen content performance	Product contains halogen above thresholds
PVC free	No
Silicon free	No

Use Again

<div>Repack and remanufacture</div>	
Circularity Profile	End of Life Information
Removable battery	User replaceable
Take-back	No
WEEE	 The product must be disposed on European Union markets following specific waste collection and never end up in rubbish bins